SSDI: HOW TO APPLY
YOUR COMPLETE 2025 GUIDE

Social Security Disability Insurance (SSDI)

Step-by-step help, updated 2025 rules, and key tips

WHAT'S INSIDE THIS GUIDE:

- ✓ Do you qualify? (quick checks)
- ✓ Full document checklist
- ✓ How and where to apply
- ✓ Timeline: what to expect
- ✓ What to do if denied
- ✓ Appeals process explained
- ✓ After approval: reviews, work rules, Medicare
- ✓ SSA contacts and legal help

For updates, always check official info at **ssa.gov**

This guide is not fiiliated with Social Security Administration.



Social Security Disability (SSDI): Your Complete Application Guide for 2025

Navigate the SSDI application process with confidence. This guide provides the essential steps, updated 2025 figures, and critical tips to maximize your chances of approval.

Key Numbers for 2025

$1,580

Average monthly SSDI payment

$4,018

Maximum monthly SSDI payment

$1,620

Monthly earnings limit

62%

Initial applications denied

43%

Denials due to technical reasons

Do You Qualify? Quick Check

Work Credits Required

You need **40 total credits** with **20 earned in the last 10 years** before your disability began.

- **1 credit** = $1,810 earned in 2025
- **4 credits maximum per year** = $7,240 annually

> **Tip: SSDI vs. SSI**
>
> Understanding the difference between Social Security Disability Insurance (SSDI) and Supplemental Security Income (SSI) is crucial. SSDI is based on your work history, while SSI is needs-based. If you don't have enough work credits for SSDI, you might still qualify for SSI.

Medical Requirements

Your condition must:

- Prevent you from earning more than **$1,620 per month**
- Be expected to last **12+ months** or result in death
- Stop you from doing your previous work AND any other substantial work

Social Security maintains a "Blue Book" of listed impairments. For full details on these and other qualifying conditions, visit the SSA's official website.

Factor	SSDI	SSI
Based On	Work history	Financial need
Average Payment	$1,580/month	$943/month
Asset Limits	None	$2,000
Healthcare	Medicare after 24 months	Medicaid immediately



Essential Documents You Need

Personal Documents

- Social Security number
- Birth certificate (original or certified copy)
- Driver's license or state ID
- Military discharge papers (if applicable)

Medical Information

- Names and addresses of ALL doctors, hospitals, clinics
- Dates of all medical visits
- List of all medications and dosages
- Medical test results (X-rays, MRIs, blood tests, etc.)
- Mental health treatment records

Work History

- Job titles and duties for past 15 years
- Employer names and addresses
- W-2 forms and pay stubs
- Self-employment tax returns (if applicable)

How to Apply: Your Best Options

Online at SSA.gov (Recommended)

This is the fastest processing method, available 24/7. You can save your progress and return later, and create a "my Social Security" account to easily track your application status.

By Phone: 1-800-772-1213

Get personal assistance by calling Monday through Friday, from 8 AM to 7 PM local time. This option is great for direct support with your application questions.

In-Person at Local SSA Office

For face-to-face help, especially for complex situations, visiting your local SSA office is an option. An appointment is highly recommended to ensure you receive timely assistance.

Application Timeline: What to Expect

Application Submission & Completeness Check

Your application is received and checked for all necessary information. (Typically 1-2 weeks)

Medical Review

Medical records are requested from your healthcare providers and reviewed by a disability examiner. (Typically 1-3 months)

Final Decision

A decision is made, potentially after a consultative medical exam. (Typically 1-2 months)

Total average processing time: 3-6 months

If You Need a Medical Exam

- Usually 30-60 minutes.
- Not for treatment, only evaluation.
- Be honest about your limitations and worst days.

Your Benefits Start

- **5-month waiting period** from disability onset.
- **Benefits begin** with the 6th month.
- **Back pay possible** up to 12 months before you applied.
- **Medicare starts** 24 months after SSDI payments begin.
- **Note:** There is no 5-month waiting period for individuals with ALS.

Avoid These Critical Mistakes

Before You Apply

- **Don't wait too long** - You lose back pay beyond 12 months
- **Don't skip medical treatment** - Gaps hurt your case
- **Don't minimize symptoms** - Describe your worst days honestly

During the Application

- **Keep information consistent** across all forms
- **Be thorough** - Incomplete applications cause delays
- **Include ALL medical providers** - Missing records = denials
- **Follow treatment plans** - Non-compliance raises red flags

Common Technical Errors (43% of denials)

- Insufficient work credits for your age
- Earnings above the $1,620 monthly limit
- Incomplete application forms
- Missing medical documentation



If You're Denied: The Appeals Process

Don't give up! Many successful applicants were initially denied.

Level 1: Reconsideration

- New examiner reviews your case
- **Success rate:** 15-16%
- Add any new medical evidence

Level 2: Administrative Law Judge Hearing

- **Highest success rate:** 51% approval
- You can testify about your limitations
- **Timeline:** 12-18 months
- Consider legal representation

Legal Representation Benefits

- Attorneys work on **contingency** - this means they only get paid if you win your case
- **Maximum fee:** 25% of back pay or $7,200
- **Higher approval rates** with representation



After Approval: Maintaining Your Benefits

Continuing Disability Reviews (CDRs)

The SSA will periodically review your case:

Medical improvement expected

6-18 months

Improvement possible

Every 3 years

Improvement not expected

Every 5-7 years

If You Want to Try Working

Trial Work Period

Test your ability to work for 9 months while keeping full benefits

- **2025 threshold:** $1,160 per month counts as a trial month
- Continue receiving full SSDI regardless of earnings during trial

Essential Resources & Contacts

Official SSA Resources: Main Website

ssa.gov

Official SSA Resources: Application Portal

ssa.gov/benefits/disability

Official SSA Resources: Phone

1-800-772-1213

Official SSA Resources: Local Office Finder

ssa.gov/locator

Legal Help

- **National Organization of Social Security Claimants' Representatives:** nosscr.org
- **Local legal aid societies** for free assistance
- **State bar associations** for attorney referrals

Action Checklists

Before You Apply

- Confirm you have enough work credits
- Gather medical records from all providers
- Collect 15 years of work history
- Create "my Social Security" account
- Ensure you meet the 12-month duration requirement

If You're Denied

- File appeal within 60 days
- Determine if denial was technical or medical
- Gather new medical evidence
- Consider hiring a disability attorney
- Continue medical treatment

After Approval

- Continue regular medical care
- Report any improvement to SSA
- Understand your CDR schedule
- Learn about work incentives
- Enroll in Medicare when eligible



Final Reminders

> **Remember:** SSDI is an earned benefit based on your years of work. With proper preparation and persistence through the appeals process if needed, you can secure the financial support you've earned.

For official information, always refer to ssa.gov. This guide is educational and not legal advice.

1 Prepare thoroughly

Gather all your documents and medical evidence before applying to avoid delays.

2 Be honest but thorough

Describe your condition on your worst days, not your best days.

3 Don't give up

The appeals process exists because many deserving applicants are initially denied.

4 Seek help when needed

Consider legal representation, especially for appeals, to improve your chances.